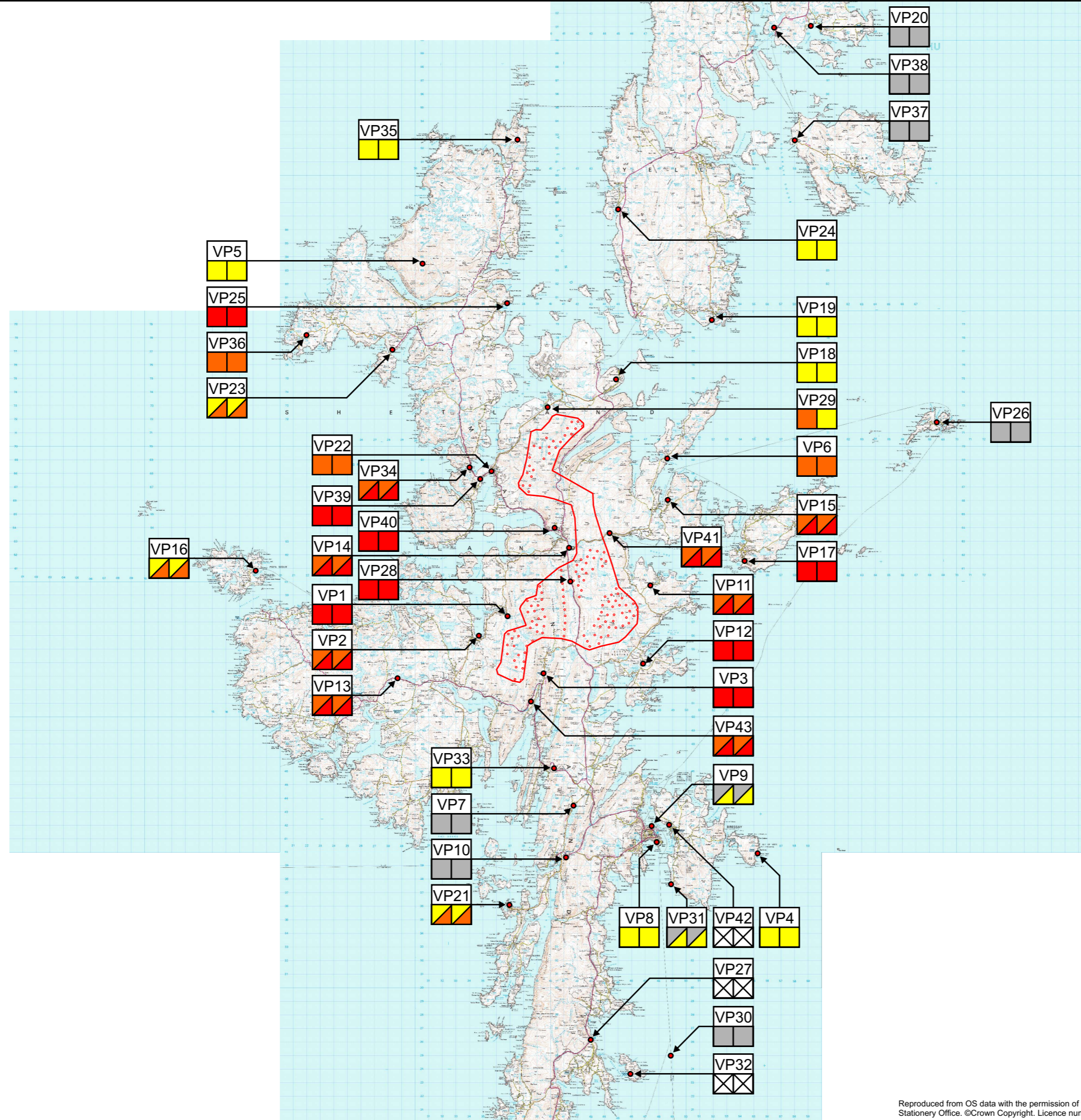










Figure A9.2.1



Key

-  Development Periphery
-  Turbines
-  Viewpoint Receptors
- | |
|---|
| A |
| B |
| C |

 A = Receptor no.
B = Visual Impact During Construction
C = Visual Impact Upon Completion
-  Substantial
-  Moderate
-  Slight
-  Negligible
-  No View



Client:



Project:

Viking Wind Farm

Title:

**Visual Receptors
(Sheet 1 of 11)**

Scale:

As shown

Date:

Nov 2008

Revised for ES Addendum - April 2010

